

COMMANDER

SINCE 1961

Swachata Badhao
Tandruste Badhe

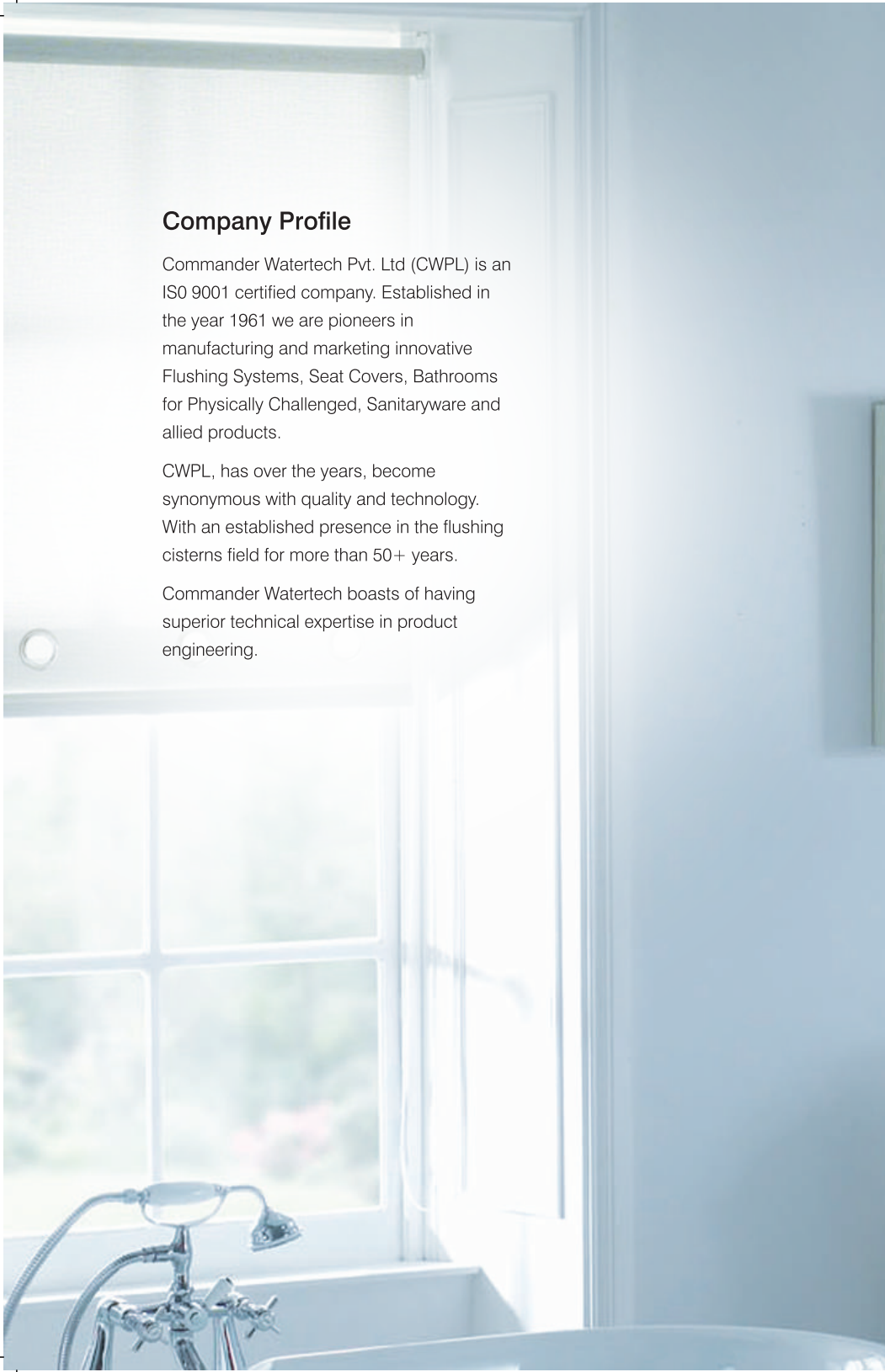


Company Profile

Commander Watertech Pvt. Ltd (CWPL) is an ISO 9001 certified company. Established in the year 1961 we are pioneers in manufacturing and marketing innovative Flushing Systems, Seat Covers, Bathrooms for Physically Challenged, Sanitaryware and allied products.

CWPL, has over the years, become synonymous with quality and technology. With an established presence in the flushing cisterns field for more than 50+ years.

Commander Watertech boasts of having superior technical expertise in product engineering.







CWPL products are warranted for a period of 5* years. Our qualified and experienced service technicians are well equipped to provide service backup to our valuable customers. Spares manufactured in-house enable timely replacement.



Quality Policy

We at Commander Watertech Pvt. Ltd. are committed to continually improve upon quality of sanitary wares including enhancing satisfaction of our valued customers through excellent manufacturing techniques, timely delivery and defect free products.

This will be achieved by continual improvement in quality management system, innovation, team work and dedicated efforts of all employees.

*Warranty applicable on Commander brand cisterns only.

*T & C apply

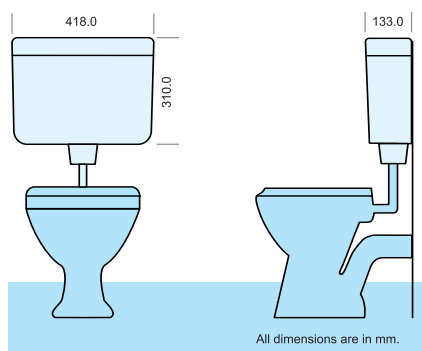
Single Flush Slim Top Button

Smart, Classical and Slim Flush Tank



Features

- Quick and quiet filling
- Slim is a highly efficient & compact product
- 9 litres water capacity
- Moulded from polymers
- Critical and functional parts moulded from engineering grade ABS, Acetal etc.
- Rigorously tested Inlet Valve for 100,000 cycles and Beta Valve for 50,000 cycles
- Inlet Valve manufactured to sustain pressure of 15 kg/cm²
- Mosquito proof cistern has a lip and an integral lock to ensure no mosquito enters the cistern



Dual Flush Slim Dual Flush

The water saver - money saver cistern



Features

Commander Dual Flush Cisterns with the 'Large Eco- Handle', save up to 65% of the water used by a conventional cistern (large handle will flush 3 litres and small handle 6 litres). This means that the Slim Dual Flush will pay for itself in no time.

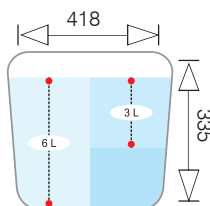
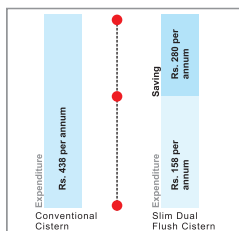
These figures count for 365 days of use in a 4 person household. The twin volume technology provides the following saving:

| Conventional Cistern | | Slim Dual Flush Cistern | |
|----------------------|--------------|-------------------------|----------|
| Handle Type | Conventional | Small | Large |
| Usage per day | 5 Times | 4 Times | Once |
| Cistern Capacity | 10 Litres | 3 Litres | 6 Litres |
| Consumption | 50 Litres | 12 Litres | 6 Litres |
| Total Consumption | 50 Litres | 18 Litres | |

Total saving:

50 litres - 18 litres = 32 litres per person
 = 128 litres per household per day
 = 46,720 litres per household per year

With water costs of Rs. 5.50 per 1000 litres, and drainage at Rs. 2.00, the total saving of Rs. 7.50 per 1000 litres is Rs. 350.00 per cistern per year.



- India's first Green Cistern with 65% Water Savings
- 3/6 litres water capacity cistern manufactured
- Compatible with all leading Sanitaryware
- Additional Internal Overflow
- Inlet Valve manufactured to sustain pressure of 15 kg/cm²
- Rigorously tested Inlet Valve for 100,000 cycles and Beta Valve for 50,000 cycles
- Mosquito proof cistern has a lip and an integral lock to ensure no mosquito enters the cistern

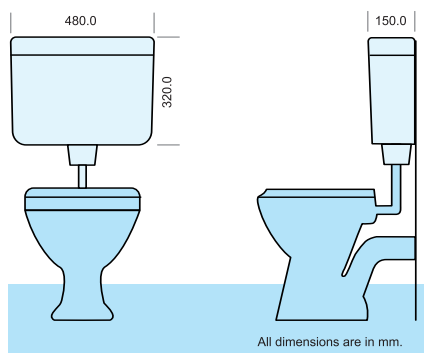
Sultan Single Flush Pearl White

The next generation cistern



Features

- Inlet valve manufactured to sustain pressure of 15kg/cm^2
- Rigorously tested Inlet Valve for 100,000 cycles and Beta Valve for 50,000 cycles
- Critical and functional parts moulded from Engineering grade plastics, ABS, Acetal, and PP etc. selected according to function of component to give reliable performance
- Sturdy & Attractive Knob - Ensuring trouble free operation
- Cistern body moulded from polypropylene
- 10 litres water capacity
- Mosquito proof cistern has a lip and an integral lock to ensure no mosquito enters the cistern



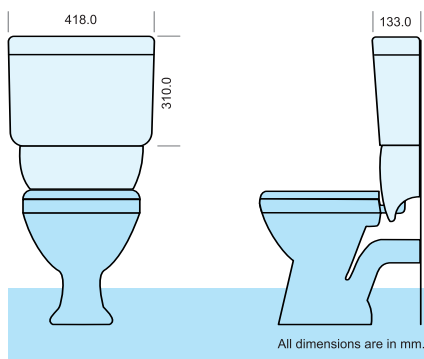
Slim Deluxe

Fits all floor mounted water closets



Features

- The Slim Deluxe has the following advantages over the ceramic cistern:
 - Unbreakable
 - Lighter in weight
- Aesthetic in appearance, with a depth of 133 mm. and no visible pipe connections
- Functionally superior, equipped with a unique top button arrangement
- It compliments Water Closets made by all leading manufacturers
- Inlet valve manufactured to sustain pressure of 15kg/cm^2
- 9 litres water capacity
- Rigorously tested Inlet Valve for 100,000 cycles and Beta Valve for 50,000 cycles
- Mosquito proof cistern has a lip and an integral lock to ensure no mosquito enters the cistern



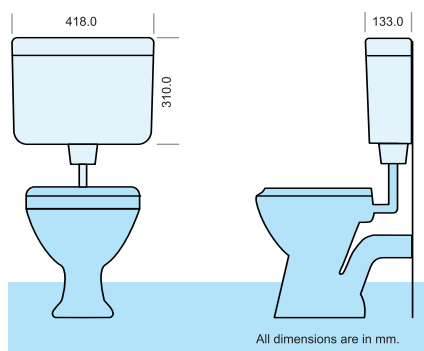
Single Flush Champion

Smart, Classical and Slim Flush Tank



Features

- Quick and quiet filling
- 9 litres water capacity
- Champion is a highly efficient & compact product
- Moulded from polypropylene
- Slim body design
- Rigorously tested Inlet Valve for 100,000 cycles and Beta Valve for 50,000 cycles
- Critical and functional parts moulded from engineering grade ABS, Acetal etc.
- Available in white and pastel colours
- Mosquito proof cistern has a lip and an integral lock to ensure no mosquito enters the cistern
- Feather touch flushing
- Inlet Valve manufactured to sustain pressure of 15 kg/cm²



Slimhide PSF Square Actuator

All you see is the Actuator



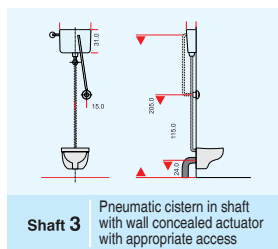
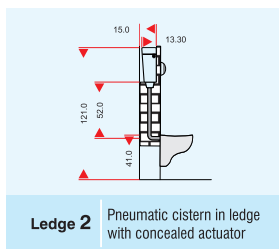
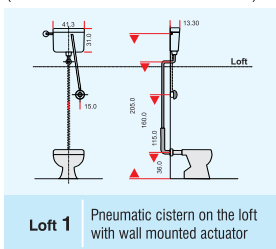
Features

- All components are in ABS, Acetal, EVA, PP and other high quality non corrosive materials
- Inlet Valve manufactured to sustain pressure of 15 kg/cm^2
- Uses standard $1/2"$ pipe with $1/2$ bar to 15 bar head. Does not need $3/4"$ pipes with 15' head or pressure lines
- All parts are standardized and replaceable
- 9 litres water capacity
- Silent operation
- Mosquito proof cistern has a lip and an integral lock to ensure no mosquito enters the cistern
- 5 years warranty with free installation guidance

The Commander Slimhide Pneumatic actuates a cistern upto a distance of 10 feet. It is tested for 50,000 cycles.

Applications of the Commander Slimhide Pneumatic Actuator

(All dimensions are in cms.)



Slimhide PDF

All you see is the Actuator



Features

- Space saving
- Dual Flush Water saving
- All components are in ABS, Acetal, EVA, HIPS and other high quality non corrosive materials
- Inlet Valve manufactured to sustain pressure of 15 kg/cm^2
- Uses standard $1/2"$ pipe with $1/2$ bar to 15 bar head. Does not need $3/4"$ pipes with 15' head or pressure lines

- 4.5/9 litres water capacity
- Possibility of remote location
- Architectural design flexibility
- Silent operation

The Commander Slimhide Pneumatic Dual Flush actuates a cistern up to a distance of 10 feet. It is tested for 50,000 cycles.

Few of our clients



Hotel Taj,
Mumbai



DLF Square,
Gurgaon



Hotel The Grand, Mumbai



Le Royal
Meridien,
Mumbai



Anubhav Hotels Ltd. Noida



Raheja
Windmere,
Mumbai



Cadence, N.E.PZ.
Noida



Hiranandani
Tivoli,
Mumbai

W. C. Seat Covers



2000 Solid

Toilet seat moulded from high-grade thermoplastic with concealed polymer fittings and self adjustments
Weight bearing capacity upto 150 kgs.



Champion

Inbuilt Antimicrobial agent for Complete Hygiene.
Fits all Commodes.
Jet Spray Ready.
Weight bearing capacity upto 150 kgs.



Piper

Solid toilet seat moulded from high-grade thermoplastic
Weight bearing capacity upto 150 kgs.



Sultan Pearl White

Inbuilt Antimicrobial agent
for Hygienic
Ergonomic Comfort Fits
all Cascade, Floor mounted
and Wall hung pans
Weight bearing capacity
upto 200 kgs.



Anglo Indian

Weight bearing capacity
upto 200 kgs.
Standard design fits
all available
Anglo Indian pans

Ultra Slim

Features

- Extra thin at just 13 cm.
- Made of Polypropylene
- Adjustable water level
- 10 litres capacity
- Pressure taking capacity at 15 kg/cm² to ensure leak proof operation in high rise buildings



Styleline Single Flush

Features

- Feather touch
- Pressure taking capacity at 15 kg/cm² to ensure leak proof operation in high rise buildings
- Sturdy & Stylish knob ensuring trouble free operation
- Made of Polypropylene
- 10 litres capacity

Flushflo

Features

- Feather touch
- Pressure taking capacity at 15 kg/cm² to ensure leak proof operation in high rise buildings
- Sturdy & Stylish knob ensuring trouble free operation
- Made of Polypropylene
- Conserves usage of water
- 6-8 litres capacity



Serra

Features


- Sleek & compact design
- Easy push dispensing mechanism
- Rust free, chemical & corrosion resistant internal components
- Made from high quality Polymers



Trapol 303

Features

- Anti cockroach & anti insect mechanism
- Prevents bad odor
- Easy to clean & maintain
- Smooth & glossy finish
- Made of High quality ABS polymers



Commander Pressalit

Features

Pressalit products can be moved horizontally & vertically to suit the need of the physically challenged person. They are manually, gas or remote operated.

Advantages of Pressalit Care Products

- Comfort
- Feel good
- Secure
- Simple
- Easy clean

The leader in the area of bathroom solutions for physically challenged



PRESSALIT®
care

Commander Pressalit Bathrooms Accessories

For the Physically Challenged

Product Range Includes:

Hand Rail



Support Arm - Fixed



Folding shower seat



Wash Basin Bracket



Support Arm Vertical



Raised Toilet Seat



Shower Chair



Modular Shelves



Adjustment Options


Horizontal /
Vertical


Horizontal


Vertical


Fixed

We design bathrooms for the physically challenged


Celebrations of Colours



White



Ivory



Black
(Only for Seat Cover)

The shades shown are indicative only.

Factory:

PUNE (UNIT - I)

Gat No. 3405/2, Talegaon-Sanaswadi Road,
Talegaon Dhamdhere, Taluka-Shirur,
Dist. Pune - 412 208.
Tel: (02137) 619000 / 9987771032
pune@commanderwatertech.com

DAMAN (UNIT - II)

19, Somnath Co-op. Ind. Estate,
Somnath Road, Dabhel,
Daman - 396210 (U.T.) India.
Tel: 0260 2242726
damanadmin@commanderwatertech.com



Corporate Office:

Commander Watertech Pvt. Ltd.

Joshi Bldg, Sakivihar Lake Road, Mumbai-400 072.
Tel: (022) 67294600 / 601 / 28574505 Fax: (022) 28570234

E-mail: salescoordinator@commanderwatertech.com

Customer Care IVR No. : (022) 67294633

E-mail: customercare@commanderwatertech.com

www.commanderwatertech.com

- बडी तोड़फोड़ से बचाओ
- दीवार को लीकेंज से बचाओ

अंकल बताओ !
कलश टैंक कहाँ है ?



COMMANDER

स्वच्छता बढाओ , तंदुरुस्ती बढे

जगह बचाये **Slimhide**